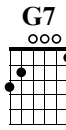
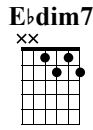
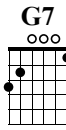
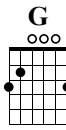


# Baby Lou Blues

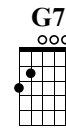
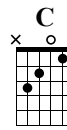
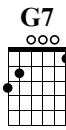
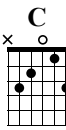
Blind Blake

Standard tuning

## Intro

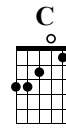
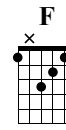
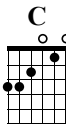


Intro musical notation (measures 1-3). Treble clef, 4/4 time. Measure 1: quarter rest, quarter note G2, quarter note A2, quarter note B2. Measure 2: quarter note C3, quarter note D3, quarter note E3, quarter note F3. Measure 3: quarter note G3, quarter note A3, quarter note B3, quarter note C4. Fingering: 1, 2, 3, 3, 1, 3, 0, 1, 2, 1, 2, 1, 0, 1.

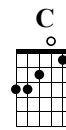
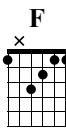


Intro musical notation (measures 4-5). Measure 4: quarter note C3, quarter note D3, quarter note E3, quarter note F3. Measure 5: quarter note G3, quarter note A3, quarter note B3, quarter note C4. Fingering: 3, 1, 1, 1, 3, 1, 0, 3, 2, 1, 3, 0, 2, 3, 3.

## Verse



Verse musical notation (measures 6-9). Measure 6: C major chord, quarter note G2, quarter note A2, quarter note B2, quarter note C3. Measure 7: F major chord, quarter note G2, quarter note A2, quarter note B2, quarter note C3. Measure 8: C major chord, quarter note G2, quarter note A2, quarter note B2, quarter note C3. Measure 9: C major chord, quarter note G2, quarter note A2, quarter note B2, quarter note C3. Fingering: 0, 1, 0, 1, 1, 1, 1, 1, 0, 0, 1, 1, 0, 0, 1, 1, 0, 0, 3, 1, 3, 3, 3, 3, 3, 3, 3, 3, 3, 1.



Verse musical notation (measures 10-13). Measure 10: F major chord, quarter note G2, quarter note A2, quarter note B2, quarter note C3. Measure 11: F major chord, quarter note G2, quarter note A2, quarter note B2, quarter note C3. Measure 12: C major chord, quarter note G2, quarter note A2, quarter note B2, quarter note C3. Measure 13: C major chord, quarter note G2, quarter note A2, quarter note B2, quarter note C3. Fingering: 1, 1, 1, 1, 1, 1, 0, 0, 0, 1, 1, 1, 0, 0, 1, 1, 0, 0, 3, 3, 3, 3, 3, 3, 3, 3, 3, 3, 3, 1.

G7



C



Musical notation for measures 14-17. Treble clef, 4/4 time. Chords: G7, C, G7, C, G7, C. Includes guitar tablature below.

C



G7



C7



Musical notation for measures 18-21. Treble clef, 4/4 time. Chords: C, G7, C, C7. Includes guitar tablature below. Measure 18 is marked 'Solo'.

F



C



Musical notation for measures 22-25. Treble clef, 4/4 time. Chords: Implied F, C. Includes guitar tablature below.

G



F



C



G7



C



G



Musical notation for measures 26-29. Treble clef, 4/4 time. Chords: G, F, C, G7, C, G. Includes guitar tablature below.

# Ending lick

The image shows a musical score for an ending lick. It consists of three parts: two guitar chord diagrams and a six-string guitar tablature.

The first chord diagram is labeled 'C' and shows a C major chord with a barre on the first fret. The second chord diagram is also labeled 'C' and shows a C major chord with a barre on the first fret.

The tablature is written on six lines representing the guitar strings (T, A, B). The notes are indicated by numbers 0-5. The lick starts at measure 30 and ends at measure 31. The notes are: T (1, 3, 2, 1, 5, 1), A (0, 3, 1, 3, 0, 0), B (3, 2, 0, 3, 1, 0).